

IMPLANTCENTER

Piezo • Ultrasonic • Surgery & Implantology Unit

Anything is possible



Anything is possible...

The alliance of technology

The Implant Center 2™ combines, in a complete table-top unit, the most advanced ultrasonic and rotary technologies, ensuring total independence in increasingly diverse clinical areas.

Multidiscipline

Quintessence of the latest Satelec® technology, the three functioning modes of Implant Center 2 make it the ideal combined device dedicated to:

- Pre-implant surgery → Piezotome®
- Implantology → I-Surge™
- Conventional treatments → Newtron®

A shared vision

Intuitive and ergonomic, the Implant Center 2 is a highly reliable tool, specially designed to meet everyone's priority, to improve patient care. Its unmatched performance combined with the practitioner's clinical expertise paves the way to more precise, faster and painless surgeries.

BIBLIOGRAPHY

1. Hydrodynamic Ultrasonic Sinus Floor Elevation - An experimental Study in Sheep. A. TROEDHAN, A. KURREK, M. WAINWRIGHT, S. JANK, Journal of Oral and Maxillofacial Surgery, Vol. 68, N°5, 2010.
2. Rapid treatment of class II malocclusion with Piezocision: Two case reports. S. DIBART, J. SURMENIAN, JD. SEBAOUN, L. MONTESANI, The International Journal of Periodontics & Restorative Dentistry, Volume 30, Number 5, 2010.
3. Performance of Ultrasonic Devices for Bone Surgery and Associated Intraosseous Temperature Development. S. HARDER, C. MEHL, The International Journal of Oral & Maxillofacial Implants, Volume 24, Number 3, 2009.
4. Piezocision: A Minimally Invasive, Periodontally Accelerated Orthodontic Tooth Movement Procedure. S. DIBART, J-D SEBAOUN, J. SURMENIAN, Compendium, Volume 30, N°6, July/August 2009.
5. The IntraLift™: A new minimal invasive ultrasonic technique for sinus grafting procedures. M. WAINWRIGHT, A. TROEDHAN, A. KURREK, Implants magazine, Vol.8, Issue 3/2007.



Dr. Paul Rosen

Periodontology and implantology, Yardley, PA - USA

“I have been a huge fan of the Implant Center. Never would I have believed that the second rendition would be that much more amazing! Acteon SATELEC has added some awesome features like the LED light, the touchscreen panel and a vastly improved foot-pedal. This is truly a workhorse item in my practice that is used on a daily basis, making my patient care go quite smoothly! Acteon-SATELEC has really come up with a gem that will enhance patient outcomes with implants, extractions, lateral ridge expansion, lateral window and internal sinus elevations, crown lengthening and autogenous bone procurement”.

Dr. Franck Renouard

Oral and implant surgery, Paris - France

“My first experience with the Piezo-surgical units had not been conclusive. I must admit that I have completely changed my mind. Making a sinus lift without this system seems to me difficult today. Its precise cut and working thinness contribute to the success of my surgeries. Operative time has also been greatly decreased”.


6. La chirurgie piézoélectrique, efficacité et sécurité. Y. MACIA, F. LOUISE. L'Information Dentaire, N° 18, mai 2010.
7. Les applications chirurgicales des Ultrasons. Marie G. POBLETE-MICHEL, J-F MICHEL, préface par Ray C. WILLIAMS, Quintessence International, 2009.
8. La chirurgie piézoélectrique peut-elle changer l'exercice quotidien de l'odontologiste ? F. LOUISE, Y. MACIA, Dentoscope, N° 32, 2008.
9. Les reconstructions osseuses en implantologie. Techniques de greffes en inlay et onlay. E. SOLYOM, S. ARMAND. Revue implantologie, mai 2008.
10. Collaboration entre O.R.L et implantologie. T. DOUGE, J. VERMEULEN, Revue implantologie, février 2008.
11. Apports de la chirurgie piézoélectrique en implantologie. O. LE GAC, S. ARMAND, P. BOGHANIM, P. CAMPAN, L-P. GAYRARD, L. GINESTE, Titane Vol.4 - N° 4, Décembre 2007.
12. La chirurgie osseuse par les ultrasons, Le Piezotome. J-M. CHAMOUX, A. SANCIER, S. LAURENCIN, E. SOLYOM, P. MARIN, L'Information Dentaire, N° 35, vol. 88, 2006.

EXCELLENT, DAY AFTER DAY

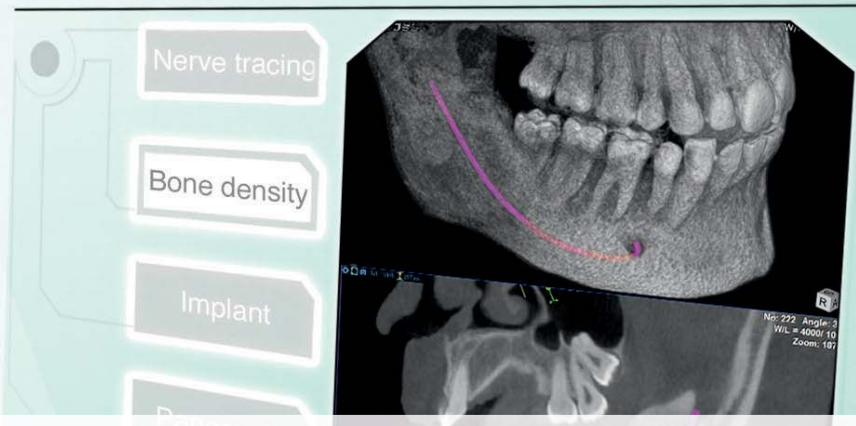
TOUCH-SENSITIVE SCREEN

INTUITIVE INTERFACE

- Large 5.7", operator-oriented touch-sensitive screen.
- Direct access to all parameters.
- Easy and storable settings.



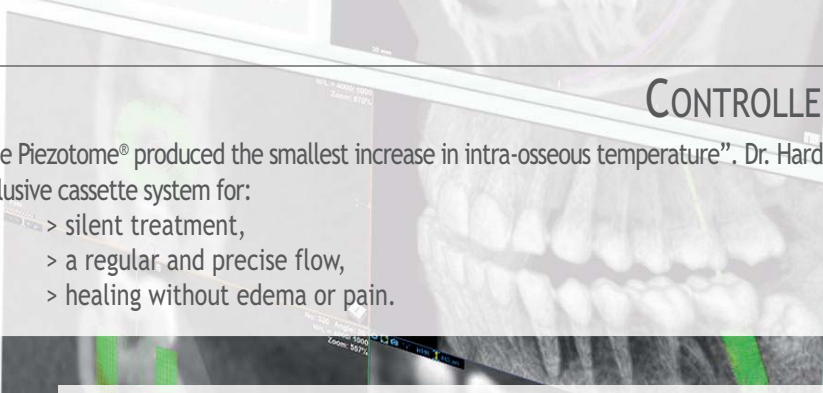
SATELEC
ACTEON



PUMPS

CONTROLLED IRRIGATION

- "The Piezotome® produced the smallest increase in intra-osseous temperature". Dr. Harder (3), IJOMI, 2009.
- Exclusive cassette system for:
 - > silent treatment,
 - > a regular and precise flow,
 - > healing without edema or pain.



IRRIGATION LINE

PERFECT ASEPSIS

- Easy to install.
- Autoclavable or single use.
- External to the handpiece cord for:
 - > a complete sterile work,
 - > easy maintenance,
 - > visual control at all times.

LED LIGHT

BETTER VISIBILITY

- The three hand tools are equipped with LED cold light:
- > constant visibility regardless of the speed and treatment performed,
 - > better tissue distinction,
 - > avoids any overheating (cold light),
 - > irreproachable reliability and sterilization.



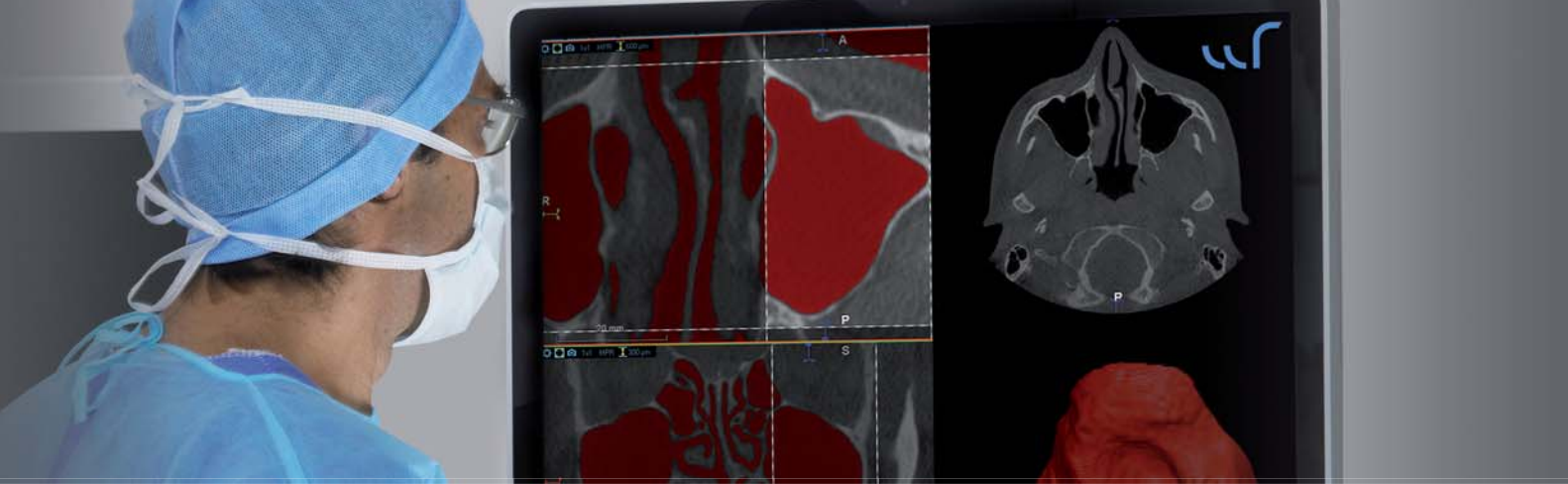
I-Surge mode



Customizable

- Four pre-set easily customizable programs,
- Intuitive settings can be quickly adjusted during surgery.





Variety

- Compatible with all light and regular contra-angles on the market (E-type - ISO 3964 connection),
- High torque and wide speed range for all kinds of treatment,
- Ready for implant, perio and endo contra-angles.

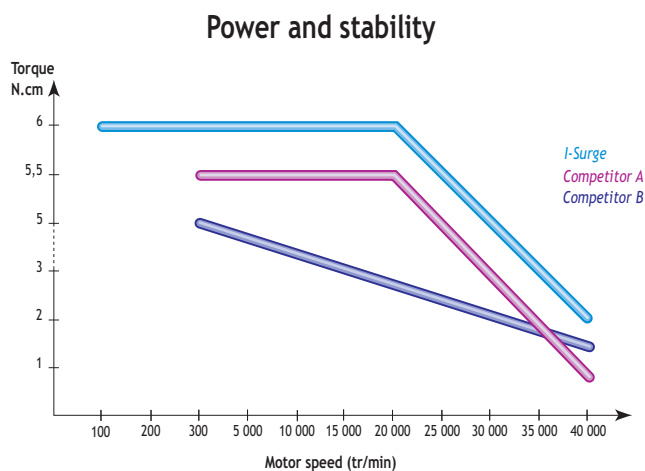
Stability

Perfect balance between torque and speed for unmatched stability.

Maximum torque: 6 N.cm up to 24,000 rpm

Maximum torque at instrument end (20: 1): 120 N.cm

Motor speed: 100 - 40,000 rpm



Reliability

- Durable, precise and silent,
- Fully sterilizable,
- Resistant (brushless).



Ultrasonics

Piezotome® mode

More powerful with total security



Active on hard tissue, non-invasive on soft tissue.

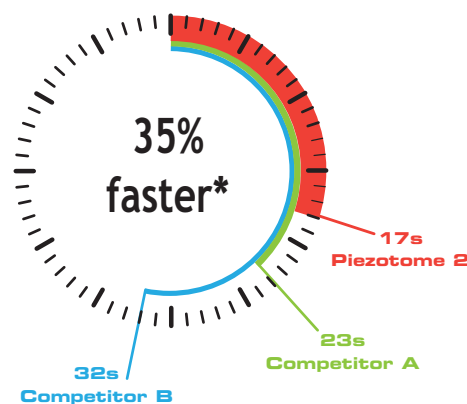
- Osteotomies, osteoplasties, piezocision and crest expansions (Bone Surgery Kit),
- Lateral sinus lift (Sinus Lift Kit),
- Crestal sinus lift (IntraLift Kit®),
- Extractions (Extraction Kit).

Go faster



SIX CERAMIC RINGS

- More powerful,
- Without energy dispersion,
- No overheating.



Technological breakthrough; clinical benefits too

Patented technology by SATELEC® automatically manages power and ultrasonic frequency in real time for:

- an efficient and constant cut on all types of bone and any depth of cut,
- greater regularity and precision,
- a smooth and effortless gesture.

* Average time on 10 incisions (1cm long and 3mm deep).





Newtron® mode

Get access to the widest range of tips



- Prophylaxis,
- Periodontics,
- Endodontics,
- Surgical endodontics,
- Conservative and restorative dentistry.

Gentle and conservative care

The hardness of SATELEC® tips is specially designed to respect the tooth enamel and prosthesis, leaving a perfectly smooth surface, without causing scratches or micro-cracks.

Different alloys:

- Stainless steel
- Carbon composite
- Titanium- Niobium



Color Coding System

Each tip is identified by a colored band for easy selection of the power setting recommended for each procedure.



Accessories | PERFECTION RIGHT UP TO THE END |

TIPS



FAST ASSEMBLY

Dedicated to the Piezotome 2 LED handpiece, this unique fast assembly system saves precious time during surgery.

SURGERY - PIEZOTOME

Osteotomy/plasty: Bone Surgery II Pack (F87500) / Bone Surgery II Kit (F87509)



OPTION



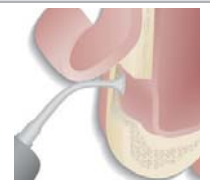
OPTION



Syndesmotomy: Extraction II Pack (F87540) / Extraction II Kit (F87546)



Lateral approach: Sinus Lift II Pack (F87510) / Sinus Lift II Kit (F87519)

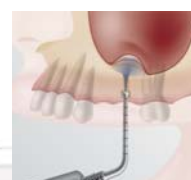




PIEZOTOME - SURGERY

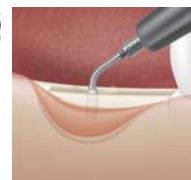
**NEW
PROTOCOL**

Crestal approach: IntraLift II Pack (F87530) / IntraLift II Kit (F87536)



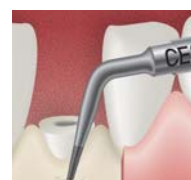
NEW

Crest Splitting II Pack (F87560) / Crest Splitting II Kit (F87567)



NEW

Crown lengthening : Crown Extension Pack (F87550) / Crown Extension Kit (F87554)



Surgical tips designed for the previous generation of devices cannot be used with Implant Center 2 high power generator and vice versa.

CONVENTIONAL TREATMENTS - NEWTRON

Newtron Perio LED II Pack (F87520) / Newtron Perio Kit (F87321)



The Newtron® handpiece gives access to all conventional SATELEC® tips (over 50 tips) that can be viewed on www.satelec.com.

PIEZOTOUCH™,
A TOUCH OF INDEPENDENCE

PiezoTouch™: progressive power regulation in **Piezotome**, **I-Surge** and **Newtron** modes.





Technical specifications

Supply voltage:	100 V - 230 V - 50 Hz / 60 Hz
Equipment classification:	Class I, BF type
Ultrasonic frequency:	28 KHz to 36 KHz
Dimensions (W x H x D and weight):	472.9 x 149.5 x 339.9 mm ; 5 Kg
Multi-function footswitch (W x H x D and weight):	311 x 181 x 209 mm ; 3.5 Kg
Peristaltic pump flow rate:	Piezotome & I-Surge mode: 10 to 120 ml/min - Newtron mode: 10 to 40 ml/min

This medical device is manufactured according to current regulations and standards (IEC 60601-1) and according to the EN ISO 13485 quality control certification system.

Many other tips and accessories can be viewed on our website

www.piezotome.com